

- Search for Programs, use the filters to help narrow your search.
 - Licensed Infant/Toddler center is a center based setting
 - Registered Family Child Care Homes are providers who provide care in their homes up to 6 children
 - Licensed Group Homes provides care in a home setting up to 12 children
 - Licensed Group Child Care is a center based setting for preschool aged children
 - Licensed Before and After School Programs are for school aged children

Put the city you are searching for (close to home or close to work) and/or zipcode. If you check Enable Radius Search, you can select how small or wide of a radius from the address you want to search for.

- Clicking on the heart will save the provider to your My Favorites tab. Saving to My Favorites will allow you to go back and view programs you have viewed in the past.

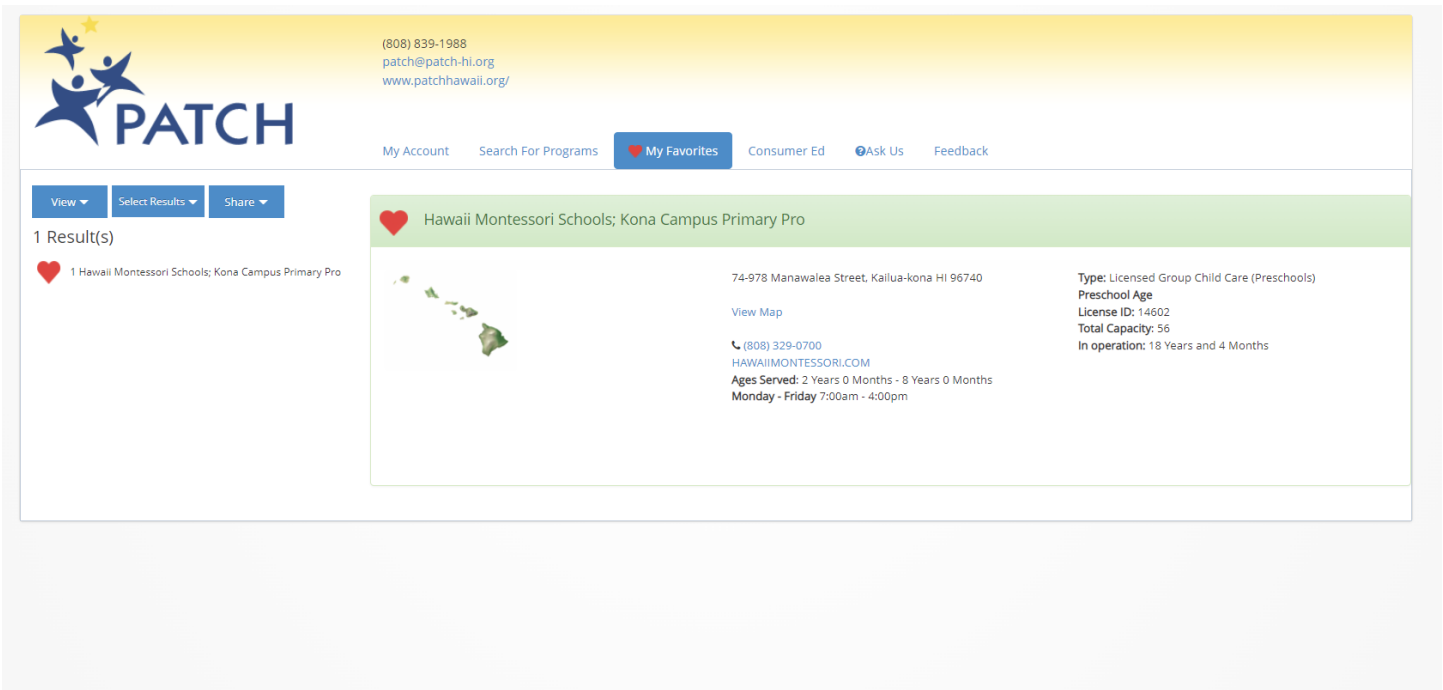
Clicking on a program will pull up their profile. Even though the openings say 0, we recommend calling the school to see if they have openings. Sometimes they are not able to update right away when they have another opening.

Desired Capacity=The total number of children that the program would like to have enrolled.

5. Add to Favorites tab.

From this tab you can select View on the far left to see profile view (this view will give you the most information about a program).

You can also select Share, and choose how you will like to receive your list: Print or Email.



(808) 839-1988
patch@patch-hi.org
www.patchhawaii.org/

My Account Search For Programs **My Favorites** Consumer Ed Ask Us Feedback

View Select Results Share

1 Result(s)

1 Hawaii Montessori Schools; Kona Campus Primary Pro

Hawaii Montessori Schools; Kona Campus Primary Pro

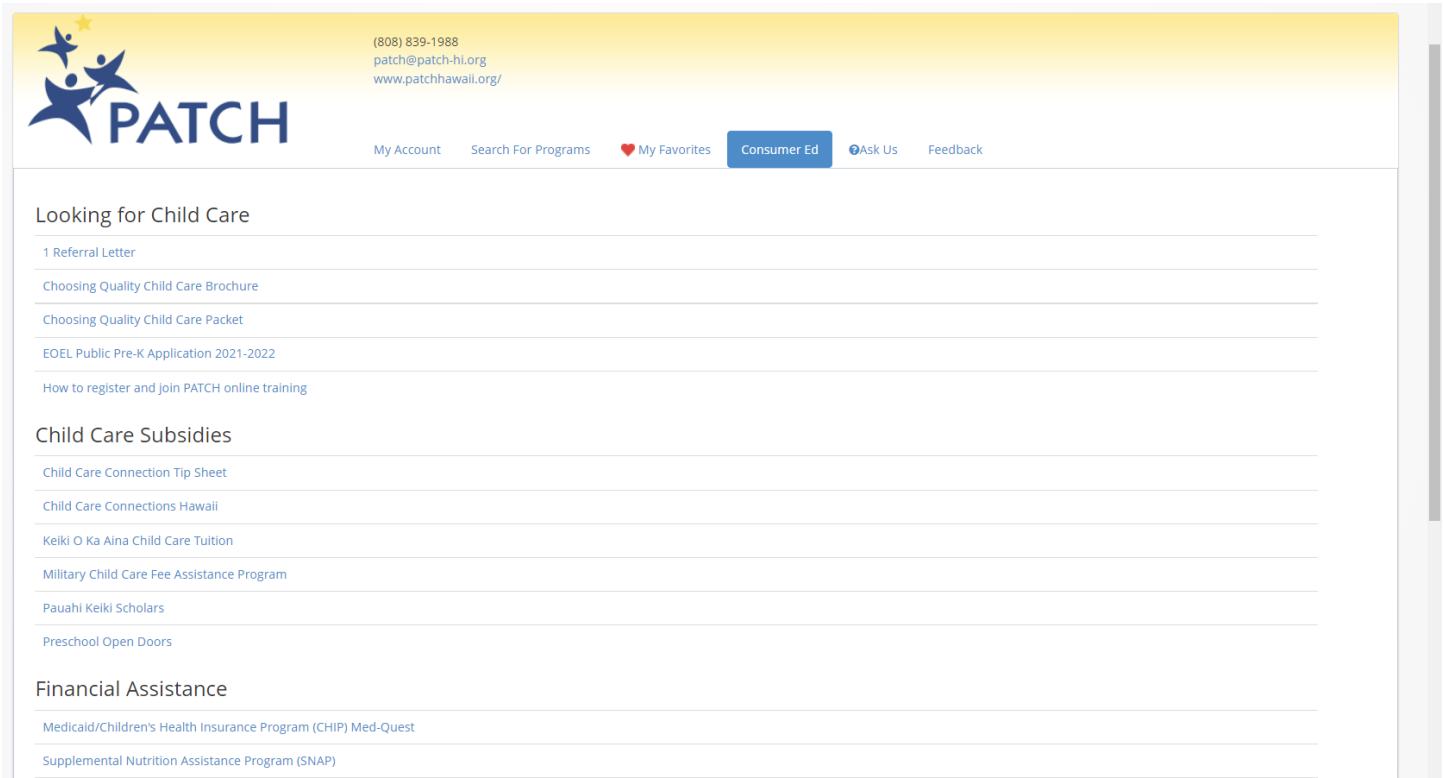
74-978 Manawalea Street, Kailua-kona HI 96740

View Map

(808) 329-0700
HAWAIIIMONTESSORI.COM
Ages Served: 2 Years 0 Months - 8 Years 0 Months
Monday - Friday 7:00am - 4:00pm

Type: Licensed Group Child Care (Preschools)
Preschool Age
License ID: 14602
Total Capacity: 56
In operation: 18 Years and 4 Months

6. The Consumer Ed. Tab is a list of different resources for parents.



(808) 839-1988
patch@patch-hi.org
www.patchhawaii.org/

My Account Search For Programs My Favorites **Consumer Ed** Ask Us Feedback

Looking for Child Care

- 1 Referral Letter
- Choosing Quality Child Care Brochure
- Choosing Quality Child Care Packet
- EOEL Public Pre-K Application 2021-2022
- How to register and join PATCH online training

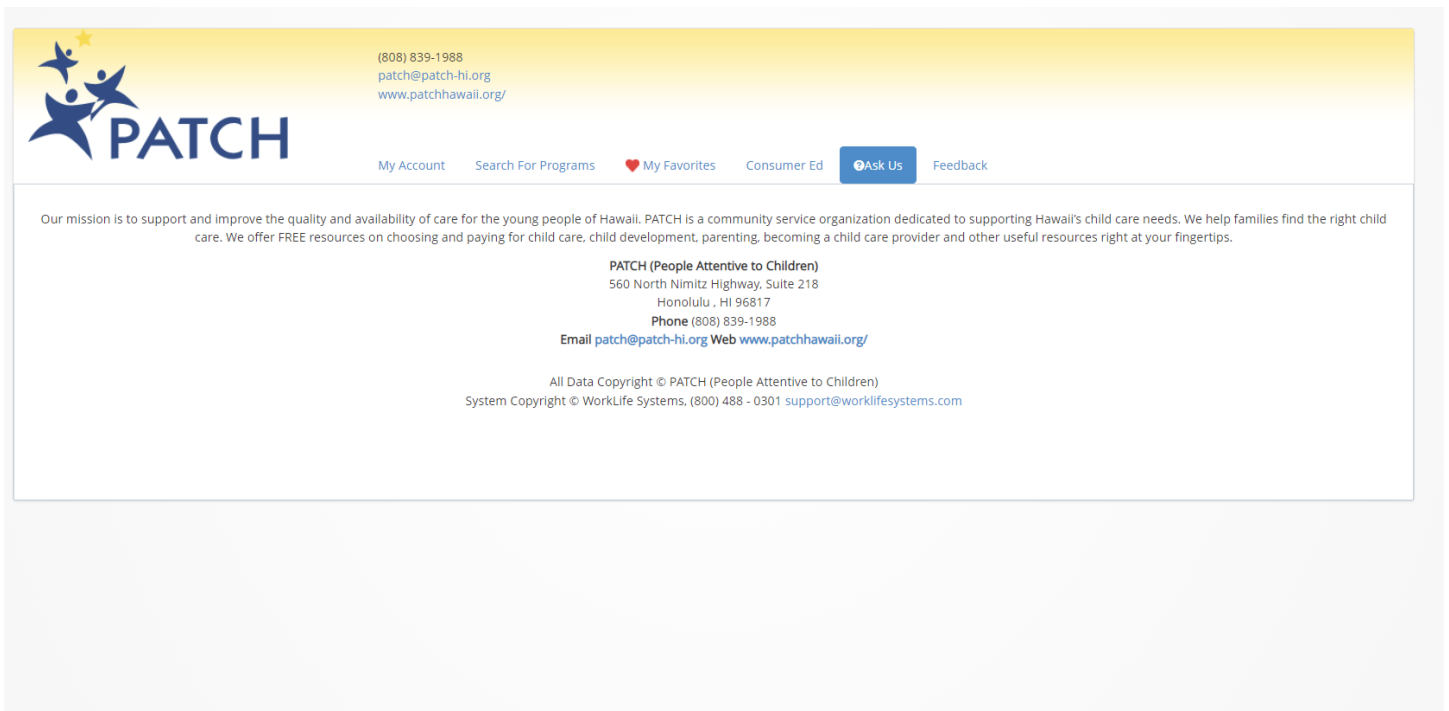
Child Care Subsidies

- Child Care Connection Tip Sheet
- Child Care Connections Hawaii
- Keiki O Ka Aina Child Care Tuition
- Military Child Care Fee Assistance Program
- Pauahi Keiki Scholars
- Preschool Open Doors

Financial Assistance

- Medicaid/Children's Health Insurance Program (CHIP) Med-Quest
- Supplemental Nutrition Assistance Program (SNAP)

7. The Ask Us tab gives you information about PATCH if you need support.



The screenshot shows the top portion of the PATCH website. On the left is the PATCH logo, which consists of three stylized human figures in blue and yellow, with a yellow star above them, followed by the word "PATCH" in a bold, blue, sans-serif font. To the right of the logo, the contact information is listed: "(808) 839-1988", "patch@patch-hi.org", and "www.patchhawaii.org/". Below this is a navigation bar with several links: "My Account", "Search For Programs", "My Favorites" (with a red heart icon), "Consumer Ed", "Ask Us" (highlighted in a blue button), and "Feedback".

Our mission is to support and improve the quality and availability of care for the young people of Hawaii. PATCH is a community service organization dedicated to supporting Hawaii's child care needs. We help families find the right child care. We offer FREE resources on choosing and paying for child care, child development, parenting, becoming a child care provider and other useful resources right at your fingertips.

PATCH (People Attentive to Children)
560 North Nimitz Highway, Suite 218
Honolulu , HI 96817
Phone (808) 839-1988
Email patch@patch-hi.org **Web** www.patchhawaii.org/

All Data Copyright © PATCH (People Attentive to Children)
System Copyright © WorkLife Systems, (800) 488 - 0301 support@worklifesystems.com